



A PARTY FIT FOR A KING

6th May 2023

Join us as we celebrate an historic moment, the Coronation of His Majesty King Charles III. We encourage you to celebrate with us and create a tea party fit for a King! We've chosen one of our beautiful patterns from the 100 Years collection for this party pack - the 1940s English Chintz. It felt fitting, with King Charles born in this decade.

Royal Albert - Party Crown


Follow the dotted lines to cut out a crown ready for a celebratory tea party. Insta-selfies at the ready!



A PARTY
FIT FOR A
KING

Royal Albert - Cake Toppers

Place a beautifully decorated cake on a Royal Albert cake stand, and finish with a selection of cake toppers inspired by iconic Royal Albert patterns. Print and cut out before fixing to wooden cocktail sticks



A PARTY
FIT FOR A
KING

Royal Albert - Cake Toppers

Place a beautifully decorated cake on a Royal Albert cake stand, and finish with a selection of cake toppers inspired by iconic Royal Albert patterns. Print and cut out before fixing to wooden cocktail sticks



A PARTY
FIT FOR A
KING

Royal Albert - Bunting

Beautiful bunting for the perfect tea party! Print off all four colours, follow the dotted lines to cut out, and alternate the design as you thread onto string for the perfect stream of bunting.



A PARTY
FIT FOR A
KING

Royal Albert - Bunting

Beautiful bunting for the perfect tea party! Print off all four colours, follow the dotted lines to cut out, and alternate the design as you thread onto string for the perfect stream of bunting.



A PARTY
FIT FOR A
KING

6th May 2023

A PARTY
FIT FOR A
KING

Royal Albert - Bunting


Beautiful bunting for the perfect tea party! Print off all four colours, follow the dotted lines to cut out, and alternate the design as you thread onto string for the perfect stream of bunting.



A PARTY
FIT FOR A
KING

Royal Albert - Bunting

Beautiful bunting for the perfect tea party! Print off all four colours, follow the dotted lines to cut out, and alternate the design as you thread onto string for the perfect stream of bunting.



A PARTY
FIT FOR A
KING

Royal Albert - Flags


Print and cut out both patterns before fixing to a wooden stick for a double-sided flag that delights.



A PARTY
FIT FOR A
KING

Royal Albert - Flags

Print and cut out both patterns before fixing to a wooden stick for a double-sided flag that delights.



A PARTY
FIT FOR A
KING



Share your tea party celebrations
and creations on Instagram.

[@royalalbertengland](#)
[#myroyalalbert](#)